

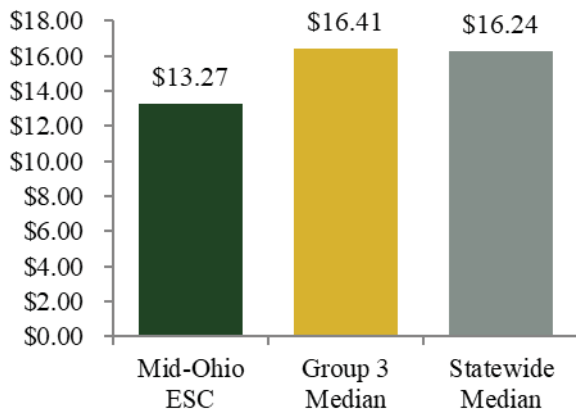
## Mid-Ohio ESC Profile

Operating Revenue:  
**\$12,332,436**

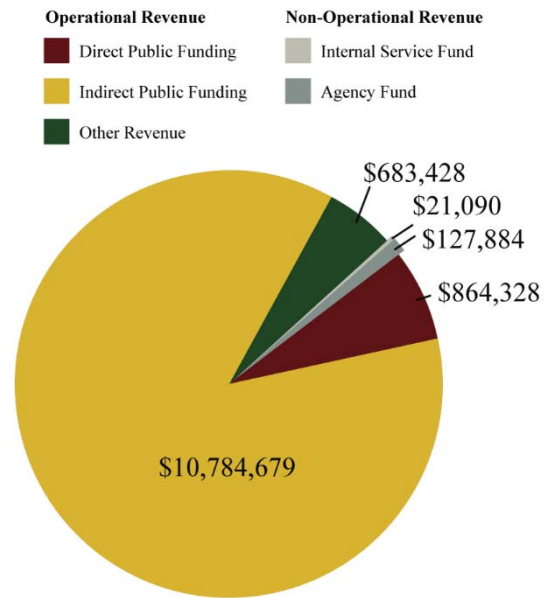
Expenditures:  
**\$12,158,165**

FTEs:  
**100.00**

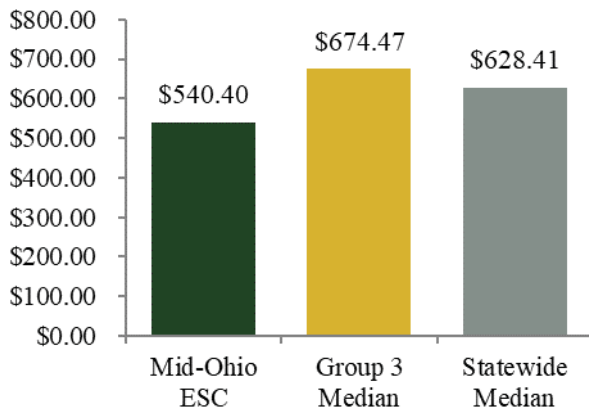
### Revenue Generation Ratio



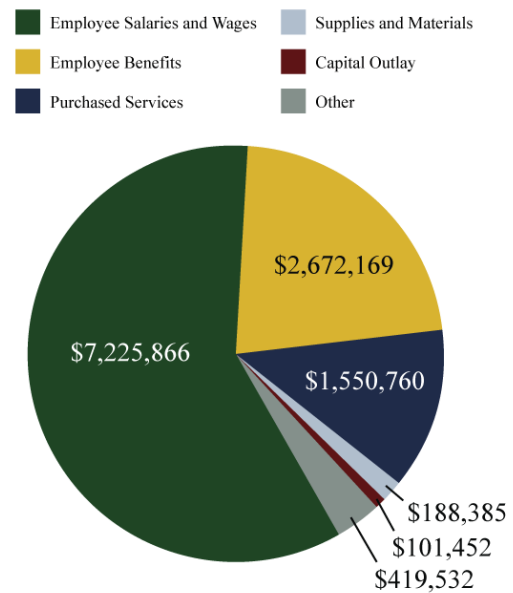
### Total Revenue by Source



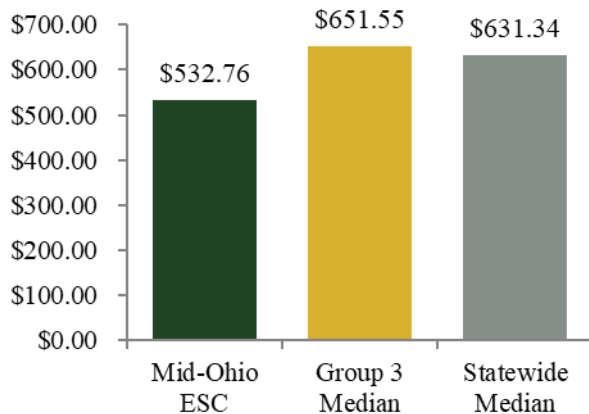
### Operating Revenue per Student



### Expenditures by Object



### Expenditures per Student



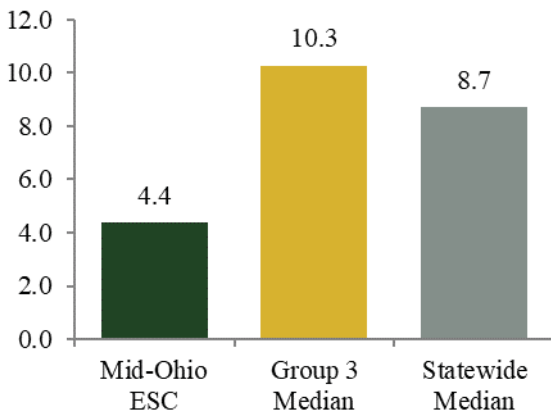
## Mid-Ohio ESC Profile (contd)

Operating Revenue:  
**\$12,332,436**

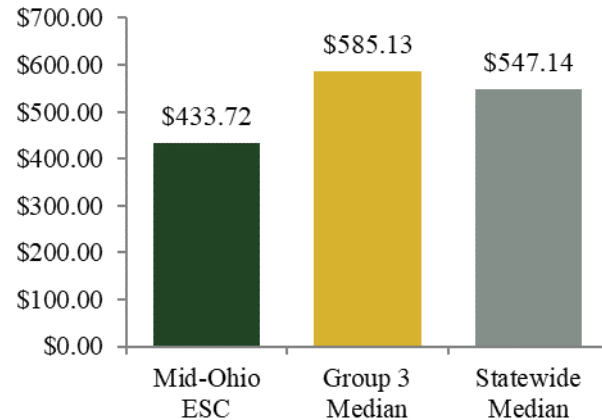
Expenditures:  
**\$12,158,165**

FTEs:  
**100.00**

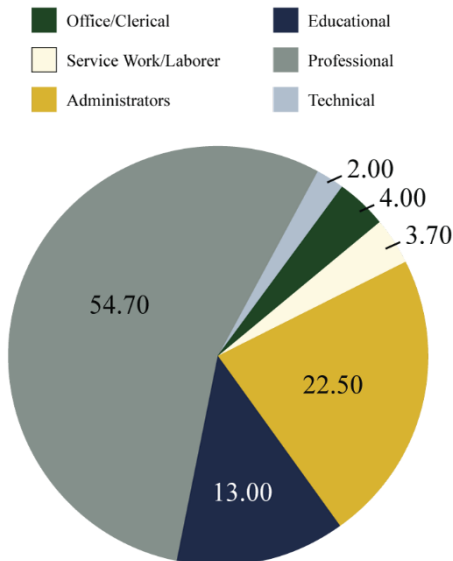
FTEs per 1,000 Students



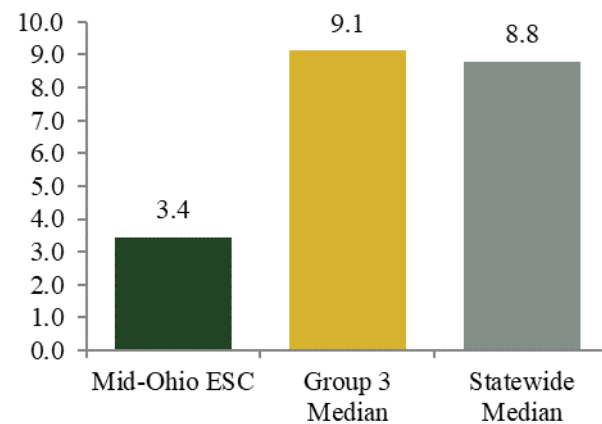
Personnel Cost per Student



FTEs by Category



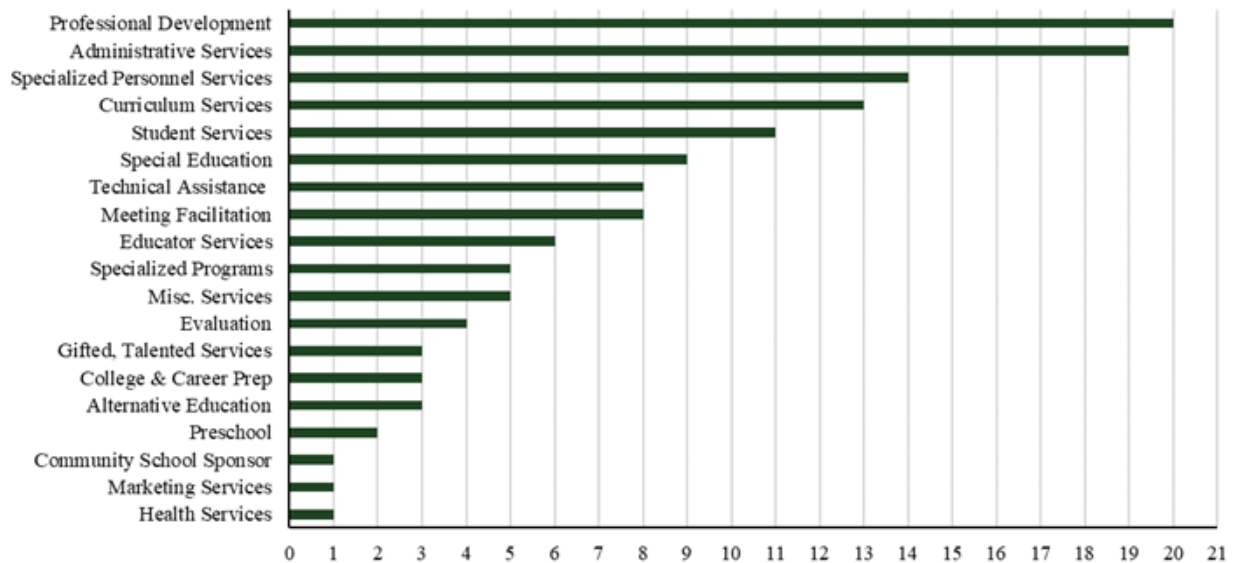
Non-administrative Staff per Administrator



## Mid-Ohio ESC Profile (contd)

Operating Revenue: <b>\$12,332,436</b>	Expenditures: <b>\$12,158,165</b>	FTEs: <b>100.00</b>
---	--------------------------------------	------------------------

### Services Offered by Category



### Member District Data

Member District Name	Student Enrollment	District Type
Buckeye Central LSD	627	2
Bucyrus CSD	1,283	4
Cardington-Lincoln LSD	1,060	1
Crestline EVSD	593	1
Crestview LSD	1,060	2
Galion CSD	1,716	4
Highland LSD	1,846	2
Lexington LSD	2,327	5
Lucas LSD	493	2
Madison LSD	3,053	4
Mansfield CSD	3,308	7
Northmor LSD	1,025	2
Ontario LSD	1,913	3
Plymouth-Shiloh LSD	715	1
Shelby CSD	1,802	4